

Doc. No.:	RGI/IFU-09/1024D/E/F
Issue No.:	04
Rev. No.:	03
Date	03.10.2022

Romsons®

LEG BAG -URINE COLLECTING BAG

(With NRV, T-Type Bottom Outlet - Bag Capacity 500ml)

REF

GS-1024D/E/F

Rx
ONLY



INSTRUCTIONS FOR USE

The device is biocompatible, Non-Toxic, Non-Pyrogenic , Phthalate Free, Sterile, Single Use.

⚠ Caution : Carefully read all instructions prior to use. Observe all warnings & precautions noted throughout these instructions. Failure to do so may result in complications. To be administered by an expert qualified medical professional.

This device is Sterile & Ready for Use. Sterility is guaranteed - if pack is undamaged. The device is for Single Use Only.

Device Description : Single use, Urine Collection Bag for drainage purpose. Manufactured from soft clinical grade PVC sheeting. Suitable for day & night use for incontinence. Non-return valve to prevent the backflow of urine, Convenient for tying on thigh with optional elastic straps' Type bottom outlet Size : 500 ml, Tube Length: 10cm, (D) 30cm(E) & 40cm(F) , Individually packed.

Population of Use: Adult.

Intended User: To be administered by an expert qualified medical professional, Urologist & Trained nurse.

Intended Use : Used for short term urine collection & drainage. Maximum use period not beyond 7 days.

Preferred Route of Administration: Attached to the In-dwelled urethral catheter.

Contents : Leg Bag (500ml) with NRV, T-Tap Bottom Outlet.

Size : 500ml.

Material of Construction : Polyvinyl Chloride, PVC Sheet , Polypropylene, Polyethylene Thermoplastic Rubbers, Master Batch.

Storage : Store in a cool & dry place.

Indications : Any medical condition requiring management of collection & drainage of urine.

Contra-indications : Hypersensitivity to device material , Any abnormality associated with using of a urine bag, lower abdominal wounds or scarring overlying cellulitis.

Potential Complications / Risks : Dislodgement of connection from the urethral catheter, Temporary blockage due to folding of tubing, contamination of the bottom outlet.

Warnings : This device is intended for Single use only.

DO NOT resterilize and /or reuse the device, as this can compromise the device performance (functionality) and may cause inadequacy, deterioration of the device technical factor, rendering the device non-functional and unfit for intended use and also this may increase the risk of cross contamination due to several aspects including inappropriate reprocessing.

Do not put the Device to Use after the Use by Date or Date of Expiry.

Re-use of single use device creates a potential risk for patient or use. It may lead to contamination and/or impairment of functional capability.

Contamination and / or limited functionality of the device may lead to injury, illness of the patient.

Precautions :

- (i) Check the integrity and functionality of the leg bag -urine collecting bag before use. Do not use if the Unit Pack is open or damaged.
- (ii) Determine patient's condition and vitals status During device application / Operation.
- (iii) Determine patient's condition and vitals status During device application / Operation.
- (iv) Dispose the device & its accessories after single use as bio-medical waste as per applicable laws.
- (v) Do not Resterilize. Do not Re-use. Discard after single use.
- (vi) Do not put the Device to Use after the Use by Date or Date of Expiry.

Adverse Events : CAUTI, Microbial colonization, etc.




















General Instructions : To be administered by an expert qualified medical professional. Use maximal sterile barrier precautions during administration. (These are only the guidelines & hence, user's medical experience / expertise in important).

Use Instructions :

- (1) Check the packing carefully, if found damaged, torn or pierced discard the piece. Do not use if pack is damaged.
- (2) Wash up and scrub hands and preferably use pre sterile protective gloves.
- (3) Tear open the pack & drawout the device with care.
- (4) Close the Bottom Outlet 'T - Type' of the Urine Bag.
- (5) Remove the cap from the Tapered Connector.
- (6) Connect the Tapered Connector to the Urethral Catheter.
- (7) Non-return valve (NRV) provided on the Urine Bag to enables constant flow of urine into the Urine Bag
- (8) Put and fasten the leg band high on your thigh with the bag label facing patient.
- (9) To discard & dispose used Urine Bag ensure that the 'T - Type' bottom outlet of the Urine Bag is closed.
- (10) Discard the Urine Bag after Use.

Doc. No.:	RGI/IFU-09/1024D/E/F
Issue No.:	04
Rev. No.:	03
Date	03.10.2022

Mfr.: **Romsons International** (Unit-II), 59J(C) & 9, Noida Special Economic Zone, Noida Dadri Road, Phase-II, Noida-201305 (INDIA)
REP OBELIS S.A, Bd. Général Wahis 53, 1030 Brussels, Belgium, Email: mail@obelis.net **CE**₂₄₆₀
Basic UDI DI : 8902120A0013RF

	Catalogue Number		Medical Device		Donot Re-use		Consult Instructions for Use
	Batch Code		Country of Manufacture		Do Not Re-sterilize		Keep away from sunlight
	Date of Manufacture		Sterilized Using Ethyele Oxide		Unique device Identifier		Keep Dry
	Use by date		Authorized Representative in the European Union		Do Not Use if Pack is Damaged		Caution
	Manufacturer		Single Sterile barrier system		Temperature Limit		